

CLEANSEAL DOOR SYSTEMS

EXCEPTIONALLY CLEAN

Totally seamless polyester gel-coat finish. Non-porous, non-shedding, and non-absorptive panel surface. Finish withstands fingerprints, fading, and corroding when using harsh chemicals such as Vesphene, LPH, or SporKlenz. Complete stainless steel track and trolley system. Exceeds cGMP, FDA and EMEA requirements.

ULTRA INTELLIGENT

State-of-the-art direct drive technology. Self-adjusting microprocessor controls and on-board diagnostics. Maintains established operating parameters while consistently diagnosing for potential problems. Fully programmable from floor level without removing shroud. Instantly reverses in both directions, while meeting egress entrapment, UL325 and ANSI A156.

ULTIMATE DURABILITY

Exclusive all-stainless steel (no aluminum or other soft metals) heavy-duty rail and trolley assembly. 16 ga. stainless steel side frames and floor hardware. Ideal for cart, tank and transporter traffic. Durable fiberglass reinforced panels, internal steel frame and external stainless steel edge capping. High performance gearless AC Asynchronous drive ensures efficient and continuous operation, minimizing downtime and increasing productivity.

TIGHTEST SEAL

Continuous three-sided non-marking vinyl gasket, interlocking center seal, and bottom sweep gasket ensures the tightest seal. Floor hardware maintains door position under positive and negative pressures without compromising seal. Totally adjustable floor and panel hardware.

MAXIMUM SECURITY

Variety of electronic and mechanical locking options to meet strictest FDA/DEA requirements. Cleanseal will design and supply a state-of-the-art interlocking system from the basic two door interlock to an entire production floor.

SUPERIOR PERFORMANCE

Time-tested, the Excel door series has proven to be the benchmark for the strictest clean environment production areas worldwide. Over 10,000 door systems installed globally reflects our experience and customer satisfaction.

UNMATCHED QUALIFICATIONS

With over 40 years of combined experience, our professional sales consulting team will ensure your mission-critical requirements, while maintaining our uncompromising dedication to quality and value added service.

MODEL 1270/1260

Bi-Part Sliding Seamless Molded Fiberglass Door System

MODEL 1270 MANUAL | **MODEL 1260 POWER**

Shown with optional panel mounted activation device and optional vision panels



Bold Innovation. Superior Design. Unsurpassed Quality.

THE INDUSTRY'S UNPARALLELED DOOR SYSTEM OF CHOICE

Cleanseal's revolutionary totally seamless molded fiberglass bi-part sliding door system is designed, engineered and precision manufactured with over 20 years of experience partnering with the leading pharmaceutical companies and architects across the country.

Using cutting-edge technology and exacting criteria for quality, Excel sliding doors have surpassed market demands and exceed cGMP, FDA and EMEA requirements. Our quest for uncompromising quality, and our steadfast commitment to meet our customers' ever-changing expectations, is evident in the new state-of-the-art motor/controller, which eliminates external controls and provides infinite adjustability and exceptional reliability.

MODEL 1270/1260

Bi-Part Sliding Seamless Molded Fiberglass Door System

MODEL 1270 MANUAL | MODEL 1260 POWER (SHOWN)

DESIGN AND CONSTRUCTION

DOOR SIZES:

- Manual: Up to 8'0" x 8'0".
- Powered: Up to 10'0" x 10'0".
(For additional sizes - consult factory.)

PANEL CONSTRUCTION:

- 1-3/4" thick structural seamless molded fiberglass panels with polyester gel-coat finish is non-porous, non-shedding, and non-absorptive.
- High-density closed cell poured-in-place polyurethane foam core.
- 20 ga. stainless steel edge capping for added protection and durability.
- Full perimeter gaskets and interlocking center seal.
- Non-marking gray vinyl, blade type.
- White color standard. (Other colors available on request.)

HEADER/RAIL AND SIDE FRAME CONSTRUCTION:

- 12 ga. 304 #4 stainless steel header with 3/16" stainless steel rail assembly.
- 1/4" thick stainless steel trolley assemblies.
- Complete header and rail enclosed within a 16 ga. 304 #4 stainless steel sloped shroud.
- 16 ga. 304 #4 stainless steel side frames with floor hardware attached (nothing mounted into the floor).
- 316 stainless steel optional.

PERFORMANCE FEATURES:

- Manual Model: Automatic close with "hold-open."
- Power Model: A gearless AC Asynchronous motor continuously maintains peak performance by utilizing an on-board, self-adjusting microprocessor control system. Complete system is programmable from floor level without removing the shrouds.
- Standard pushplate to open - time delay to close.
- Standard circuitry allows door to "reverse upon obstruction" by monitoring both directions of door travel.
- Standard dual side frame mounted reversing photoeyes.
- In case of power failure, power doors can be manually operated at any time.

OPTIONS:

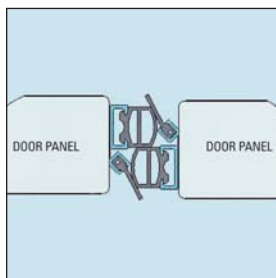
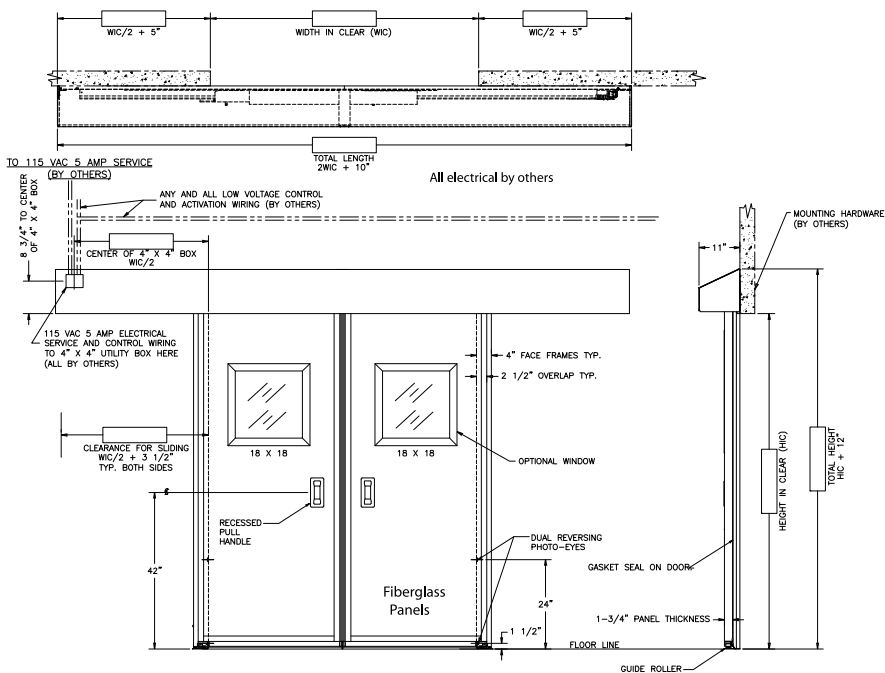
- Vision panel with standard sloped frame.
- CleanView® flush vision panel.
- 304 or 316 #4 stainless steel clad panel.
- Custom color (consult factory).
- Mechanical canebolt lock in door panel.

OPTIONS (POWER MODELS ONLY):

- Activation devices mounted in door panel.
- Electronic solenoid lock in header.
- Touchless activation switches.
- Custom designed interlocking system.
- Actuators: Variety of activation devices available upon request.
- Pre-announce to close kit (light/alarm/or combo).


WARRANTY:

- One year limited warranty on all components.
- ASI reserves the right to modify specifications without notice.



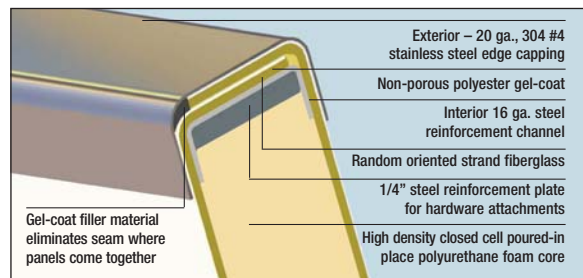
BI-PART SLIDING DOOR CENTER SEAL

Unique double interlocking center seal provides a complete seal and prevents panel separation under positive or negative pressures.



OPTIONAL FLUSH VISION PANEL

The CleanView® flush vision panel is the ultimate in clean technology design.



MOLDED FIBERGLASS CONSTRUCTION

Our exclusive process utilizing polyester gel-coat, offers a fiberglass door that is truly seamless. Cleanseal fiberglass doors are built to a higher standard so they withstand the harshest conditions and still look great year after year.



SEAMLESS FIBERGLASS PANEL

Fully repairable, totally corrosion-resistant and 100% non-porous.



CANEbolt LOCK

Optional door mounted mechanical lock meets FDA/DEA requirements. (Available with or without inside release.)

THE PIONEER OF CLEAN ENVIRONMENT TECHNOLOGY

Cleanseal Doors | An ASI Technologies, Inc. Company
5848 North 95th Court | Milwaukee, WI 53225

PHONE: 414.464.6200 | FAX: 414.464.9863 | TOLL-FREE: 800.558.7068
www.cleansaaldors.com