

CLEANSEAL DOOR SYSTEMS

MODEL 1270SS/1260SS

Bi-Part Sliding Stainless Steel Door System

MODEL 1270SS MANUAL | **MODEL 1260SS POWER**

EXCEPTIONALLY CLEAN

20 ga., 304 #4 stainless steel panel will not fade or corrode, even when exposed to harsh chemical cleansing agents. Exclusive all stainless steel track and trolley assemblies are enclosed in a stainless steel sloped shroud exceeding cGMP, FDA and EMEA requirements.

ULTRA INTELLIGENT

State-of-the-art direct drive technology. Self-adjusting microprocessor controls and on-board diagnostics. Maintains established operating parameters while consistently diagnosing potential problems. Fully programmable from floor level without removing shroud. Instantly reverses in both directions, while meeting egress entrapment, UL325 and ANSI A156.

ULTIMATE DURABILITY

Exclusive all-stainless steel (no aluminum or other soft metals) heavy-duty rail and trolley assembly. 16 ga. stainless steel side frames and floor hardware. Ideal for cart, tank and transporter traffic. Heavy-duty stainless steel panel, internal steel frame and external stainless steel edge capping. High performance gearless AC Asynchronous drive ensures efficient and continuous operation, minimizing downtime and increasing productivity.

TIGHTEST SEAL

Continuous three-sided non-marking vinyl gasket, interlocking center seal, and bottom sweep gasket ensures the tightest seal. Floor hardware maintains door position under positive and negative pressures without compromising seal. Totally adjustable floor and panel hardware.

MAXIMUM SECURITY

Variety of electronic and mechanical locking options to meet the strictest FDA/DEA requirements. Cleanseal will design and supply a state-of-the-art interlocking system from a basic two door interlock to the entire production floor.

SUPERIOR PERFORMANCE

Time-tested, the Excel door series has proven to be the benchmark for the strictest clean environment production areas worldwide. Over 10,000 door systems installed globally reflects our experience and customer satisfaction.

UNMATCHED QUALIFICATIONS

With over 40 years of combined experience, our professional sales consulting team will ensure your mission-critical requirements, while maintaining our uncompromising dedication to quality and value added service.



Shown with optional CleanView® flush vision panel

Bold Innovation. Superior Design. Unsurpassed Quality.

THE INDUSTRY'S UNPARALLELED DOOR SYSTEM OF CHOICE

Cleanseal's revolutionary stainless steel bi-part sliding door system is designed, engineered and precision manufactured with over 20 years of experience partnering with the leading pharmaceutical companies and architects across the country.

Using cutting-edge technology and exacting criteria for quality, Excel sliding doors have surpassed market demands and exceed cGMP, FDA and EMEA requirements. Our quest for uncompromising quality, and our steadfast commitment to meet our customers' ever-changing expectations, is evident in the new state-of-the-art motor/controller, which eliminates external controls and provides infinite adjustability and exceptional reliability.

MODEL 1270SS/1260SS

Bi-Part Sliding Stainless Steel Door System

MODEL 1270SS MANUAL | MODEL 1260SS POWER (SHOWN)

DESIGN AND CONSTRUCTION

DOOR SIZES:

- Manual: Up to 8'0" x 8'0".
- Powered: Up to 10'0" x 10'0".
(For additional sizes - consult factory.)

PANEL CONSTRUCTION:

- 1-3/4" thick 20 ga., 304 #4 stainless steel panel (16 ga. optional).
- High density closed cell poured-in-place polyurethane foam core.
- 20 ga. stainless steel edge capping for added protection and durability.
- Full perimeter gaskets and interlocking center seal.
- Non-marking gray vinyl, blade type.

HEADER/RAIL AND SIDE FRAME CONSTRUCTION:

*(See illustration to right - exclusive to Cleanseal doors)

- 12 ga. 304 #4 stainless steel header with 3/16" stainless steel rail assembly.
- 1/4" thick stainless steel trolley assemblies.
- Complete header and rail enclosed within a 16 ga. 304 #4 stainless steel sloped shroud.
- 16 ga. 304 #4 stainless steel side frames with floor hardware attached (nothing mounted into the floor).
- 316 stainless steel optional.

PERFORMANCE FEATURES:

- Manual Model: Automatic close with "hold-open."
- Power Model: A gearless AC Asynchronous motor continuously maintains peak performance by utilizing an on-board, self-adjusting microprocessor control system. Complete system is programmable from floor level without removing the shrouds.
- Standard pushplate to open - time delay to close.
- Standard circuitry allows door to "reverse upon obstruction" by monitoring both directions of door travel.
- Standard dual side frame mounted reversing photoeyes.
- In case of power failure, power doors can be manually operated at any time.

OPTIONS:

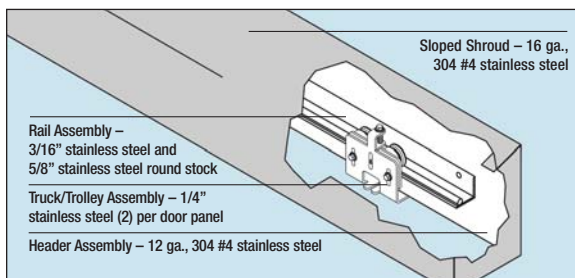
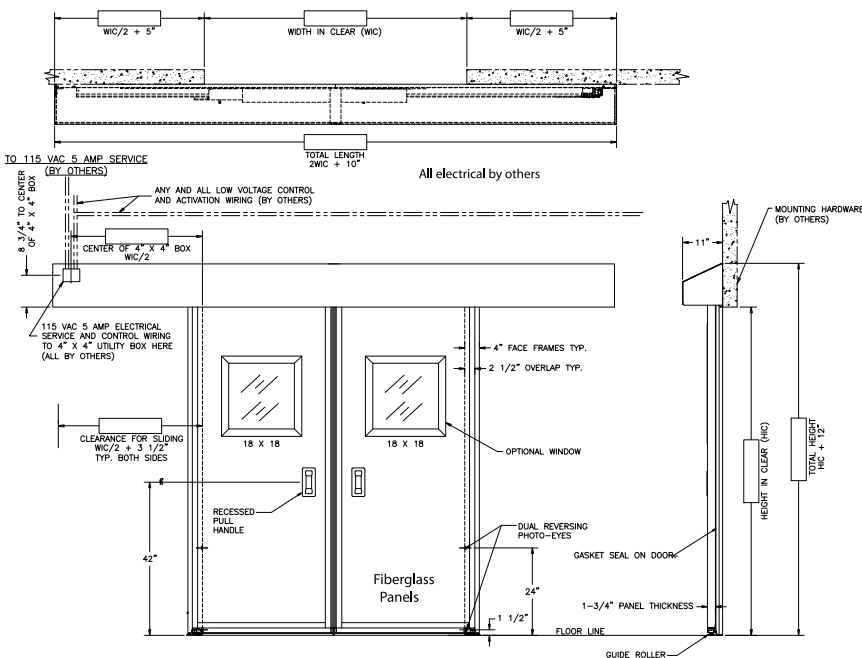
- Vision panel with standard sloped frame.
- CleanView® flush vision panel.
- Heavy-duty molded fiberglass panel.
- Custom color for molded fiberglass (consult factory).
- Mechanical canebolt lock in door panel.

OPTIONS (POWER MODELS ONLY):

- Activation devices mounted in door panel.
- Electronic solenoid lock in header.
- Touchless activation switches.
- Custom designed interlocking system.
- Actuators: Variety of activation devices available upon request.
- Pre-announce to close kit (light/alarm/or combo).

WARRANTY:

- One year limited warranty on all components.
- ASI reserves the right to modify specifications without notice.



*STANDARD EXCEL HEADER AND RAIL ASSEMBLY

For superior cleanability, durability and aesthetic appeal.

OPTIONAL FLUSH VISION PANEL

(Shown in Fiberglass Panel) The CleanView® flush vision panel is the ultimate in clean technology design.



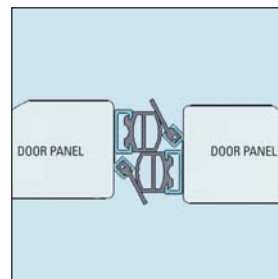
ACTIVATION DEVICES

(Shown in Fiberglass Panel) Optional door mounted push plate or touchless activation devices eliminate remote wall mounted systems.



CANEBOLT LOCK

Optional door mounted mechanical lock meets FDA/DEA requirements. (Available with or without inside release.)



BI-PART SLIDING DOOR CENTER SEAL

Unique double interlocking center seal provides a complete seal and prevents panel separation under positive or negative pressures.

THE PIONEER OF CLEAN ENVIRONMENT TECHNOLOGY

Cleanseal Doors | An ASI Technologies, Inc. Company
5848 North 95th Court | Milwaukee, WI 53225

PHONE: 414.464.6200 | FAX: 414.464.9863 | TOLL-FREE: 800.558.7068
www.cleansealdoors.com