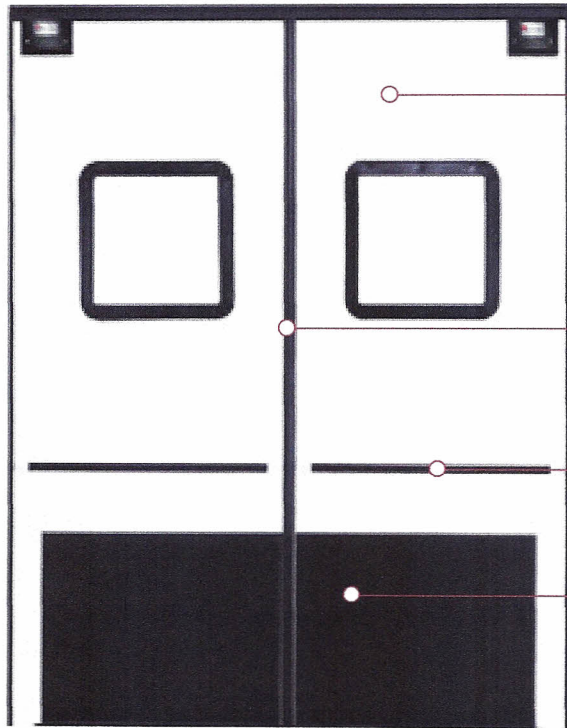


Medium Duty Impact Traffic Door

Proline™ 350



Proline 350 Doors are available in both solid core and insulated models. They are designed to facilitate the flow of traffic in a variety of applications. They provide visual separation, sound attenuation and thermal separation. The doors can be manufactured to fit virtually any size opening. The door is constructed to comply with all USDA sanitation requirements.




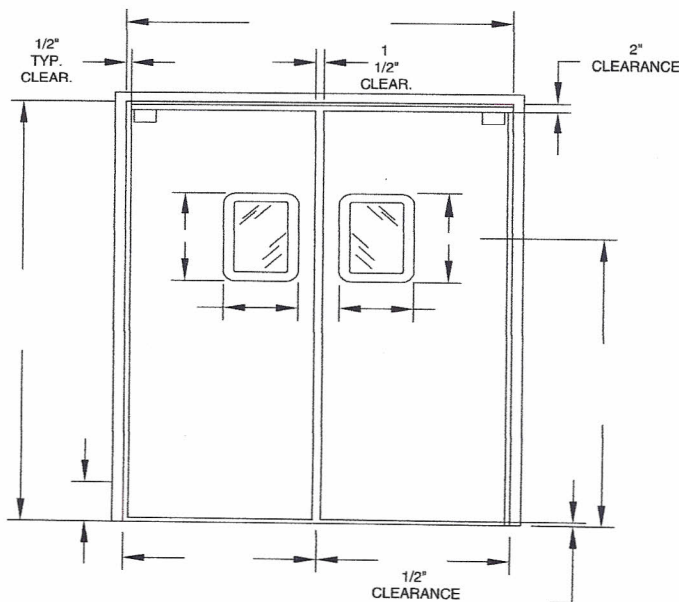
Door Panel – The doors are available insulated or non-insulated with a wood core. The core of the insulated doors are 1-1/2" thick with a combination of wood and foam. The non-insulated wood core doors are constructed with durable 3/4" thick wood. The doors can be manufactured to fit virtually any size opening. Surface coverings available in full height high pressure laminates, ABS impact resistant plastic, FRP, stainless steel, galvanized steel or aluminum.

Gasketing – USDA accepted durable gasketing is factory applied without the use of metal strips or fasteners, making it easy to replace in the field.

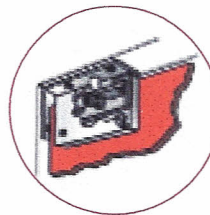
Bumper Strips – Optional bumper strips are available in PVC or extruded aluminum.

Impact Plates – Optional impact plates are available in stainless steel, galvanized steel, ABS plastic or Kydex®.

Proline 350 shown with optional impact plates and cart guards.



Window & Frames – ABS window frames are chemically bonded for a permanent seal that stands up to repeated washdowns. Single pane 1/8" thick polycarbonate windows are used in the wood core doors, double pane windows are used in insulated doors.



Hinge – Classic "E" series gravity close hinge system mounts to the jamb with offset hardened steel cam and rollers, for years of service and minimal maintenance.



Patented ProLoc™ Edge System – Chemically bonds to the face sheets providing a positive seal and preventing moisture or contaminants from entering the door panel.

| Applications | Environment | Options |
|--|--|---|
| <ul style="list-style-type: none"> • Food Processing • Institutional • Pharmaceutical • Retail • Supermarket • Warehouse | <ul style="list-style-type: none"> • Cooler • USDA Accepted • Personnel • Interior • Loading Dock | <ul style="list-style-type: none"> • Lower Hinge Guards • Window Options • Impact/Kick Plates • Teardrop Bumpers • Cart Guards |

See page 13 for colors and options